

The Stroogle Warms Winter Activity Kit



Let The Stroogle colour your world

CONTENTS


WELCOME	3
ACTIVITIES	4
BOOK READING	4
MEMORY QUESTIONS ABOUT THE STROOGLE WARMS WINTER	5
COUNTING	6
FAIRY FACTS.....	7
RHYMING WORDS.....	8
WINTER CROSSWORD.....	9
WORD SCRAMBLE.....	10
PICK THE COLOURS.....	11
COLOUR IN - BOOK COVER.....	12
COLOUR BY NUMBER – FROZEN LAKE	13
DOT TO DOT SLED.....	14
COPY THE PICTURE.....	15
DRAW A BACKGROUND- WINTER	16
DRAW A BACKGROUND- SPRING	17
SPOT THE DIFFERENCE- FAIRY’S CAVE	18
CHEESE MAZE	20
BOOK MAZE.....	21
CREATE YOUR OWN GNOME OR FAIRY	22
ANSWERS	32
CURRICULUM REFERENCES FOR ACTIVITIES	33
<i>Book Reading.....</i>	<i>33</i>
<i>Book Questioning Activities.....</i>	<i>34</i>
<i>Word Games</i>	<i>35</i>
<i>Colouring Activities</i>	<i>36</i>
<i>Drawing Activities</i>	<i>37</i>
<i>Spot the Difference</i>	<i>38</i>
<i>Mazes</i>	<i>38</i>
<i>Create a Gnome or Fairy.....</i>	<i>38</i>
<i>Online Activities</i>	<i>39</i>
FURTHER INFORMATION	40

Welcome

Parents are natural teachers, but they often need inspiration to direct their children's energies into interactive activities. Likewise, every now and then teachers also need inspiration.

Each Stroogle book is paired with an activity kit that offers fun and practical exercises based on words and characters in the book. Each activity was conceived first and foremost to be fun; development and learning naturally follow. These activities are suitable for a range of age groups, primarily from age 4-10.

This kit will help you implement a new and exciting learning experience into the classroom or home. Towards the end of the kit, there is a brief description of each activity, giving an insight into the educational value of the activity. For teachers, each activity also has a reference to suggested Learning Outcomes from the English, Arts, Mathematics and Science syllabi, sourced from the Queensland Studies Authority. It is important to note that these Learning Outcomes are suggestions, and teachers should feel free to link the activity to any other Learning Outcome that they feel is applicable. These activities also support the contribution of the key learning areas to lifelong learning and promote the cross-curricular priorities, especially, Literacy, Numeracy and Life Skills.



Many activities are 'self-checking' and are therefore less time consuming to assess.

The activities contained in this pack are great lead in or follow on activities to a customised visit by the author Dr Cameron Stelzer to your school. Please see the website www.thestroogle.com or contact us to arrange a visit or workshop.

Activities

Book Reading

Reading *The Stroogle Warms Winter* to or with children encourages language development, and fosters listening skills and auditory development.

At home, make reading a special time each day. Talk about the book then read it out loud, running fingers under the words. Most children want to hear stories several times. Read out loud together. Encourage your child to turn pages and point to the words. Join in if your child falters and say a word if it is not known. Most importantly, give lots of praises and be patient.

Within schools, *Stroogle* books are great for reading with young children due to its rhyme and rhythm. Rhythm aids attention, retention of content and ability to recall and learn lines from the story.

The Stroogle Warms Winter is accompanied by an audio CD which contains a reading of the book, and a creative score of music to create an enhanced multi-sensorial experience. Children can listen to the CD while reading along with the printed book in front of them.

There are many advantages to having the assistance of an audio CD, such as:

- Creating a fun, interesting and varied reading time as children enjoy hearing the expressions of the narrator.
- Helping with reading skills and comprehension.
- Exposing children to language which may be beyond their own reading ability, therefore assisting them with understanding new words, pronunciation, expression, and pacing.
- Allowing the material to become easily understood by children due to rhythm patterns of speech being distinct.
- Providing an opportunity for students to pick up the meaning of the word by the readers tone.
- Providing assistance to struggling readers, non-readers and second-language learners (a great equalizer for students of varied abilities).
- Teaching critical and active listening skills.

MEMORY QUESTIONS ABOUT THE STROOGLE WARMS WINTER

- 1) Why was the mouse crying?
- 2) Who did the Stroogle ask for advice?
- 3) Where did this person live?
- 4) Where did they find an answer to their problem?
- 5) How did the Stroogle help the Garden Gnomes?
- 6) How did the Stroogle help the mouse?
- 7) What happened when the Stroogle touched a icy plant?
- 8) What did the Stroogle find in the tallest tree?
- 9) What happened when the Stroogle touched a frozen lake?
- 10) What crawled out to say hello?
- 11) What popped up through the snow behind the Stroogle's sled?
- 12) What season was it at the end of the book?

(Answers are at the back of the Activity Kit)

COUNTING

Count the following things in The Stroogle Warms Winter (including the front and back cover).

- 1) How many times does the block of cheese appear in the book? _____
- 2) How many red and white mushrooms can you find? _____
- 3) How many Ladybugs can you find? _____
- 4) How many other insects and bugs are in the book? _____
- 5) How many stars can you see? _____
- 6) How many times does the Stroogle's scarf appear? _____
- 7) How many birds can you find? _____
- 8) How many pages have icicles on them? _____
- 9) How many stone statues can you find? _____
- 10) How many times does the word fairy appear?
(Look in the pictures and the writing) _____

(Answers are at the back of the Activity Kit)

FAIRY FACTS

Can you find the following things inside the fairy's cave? Tick them off once you have found them.

Fairytales Book _____

Fairy Wand _____

Fairy Prion Bird _____

(A sea bird found throughout oceans and coastal areas in the Southern Hemisphere)

Fairy Cake _____

Fairy Penguin _____

(The smallest species of penguin. They live in Southern Australia and New Zealand)

Fairy Lantern _____

(A round shaped wild flower)

Fairy Floss _____

The Faerie Queene _____

(A long English poem by Edmund Spenser written over 400 years ago!)

Fairy Queen Locomotive _____

(Built in 1855, the world's oldest steam locomotive still running!)

Fairy Dust _____

(A sprinkle of this and you can fly!)

Fairy Wings _____

Fairy Lights _____

The Fairy _____

(The fairy in the story may remind you of the Fairy Godmother from Cinderella)

Fairy Ring Mushroom _____

(A wild mushroom that grows in a ring which is often used to make soup)

Fairy Bread _____

Fairy Lantern Flower Oil _____

(A flower scent used in aromatherapy)

RHYMING WORDS

Match words on the left with their rhyming partner on the right.


All the rhymes are from The Stroogle Warms Winter if you need any help.

clue	hello
spring	snack
outside	out
cave	grey
high	you
sped	wave
advice	start
tight	sky
snow	delight
best	lake
heart	ice
break	nest
cheer	still
away	spread
doubt	please
crack	year
cheese	sing
chill	pride



WINTER CROSSWORD

Find the numbers on the puzzle that match the clues listed below. Write your answer in the boxes. If you need help, ask an adult. *(Answers are at the back of the Activity Kit).*



Down:

1. You light a _____ to keep you warm
2. A type of tree that grows in the snow
3. Where Santa lives
4. A house made of ice
5. If the temperature is very cold things begin to _____
6. A winter sport
7. Something you put on when you go out in the cold

Across:

8. An animal that lives in very cold and wet places
9. Something colourful you wear around your neck
10. In Winter water can turn to _____
11. The colour of snow
12. Something you can ride in the snow
13. Something that falls from the sky when it is very cold
14. The coldest season
15. Another word for cold
16. Something you do when your nose tingles

WORD SCRAMBLE

Can you find all the following words from The Stroogle Warms Winter in the box below?

Tip: watch out for the words that run backwards and diagonal!

(Answers are at the back of the Activity Kit)

Circle each word once you find it.

winter
blue
springtime
hug
blew

snow
frozen
clue
mouse
crack

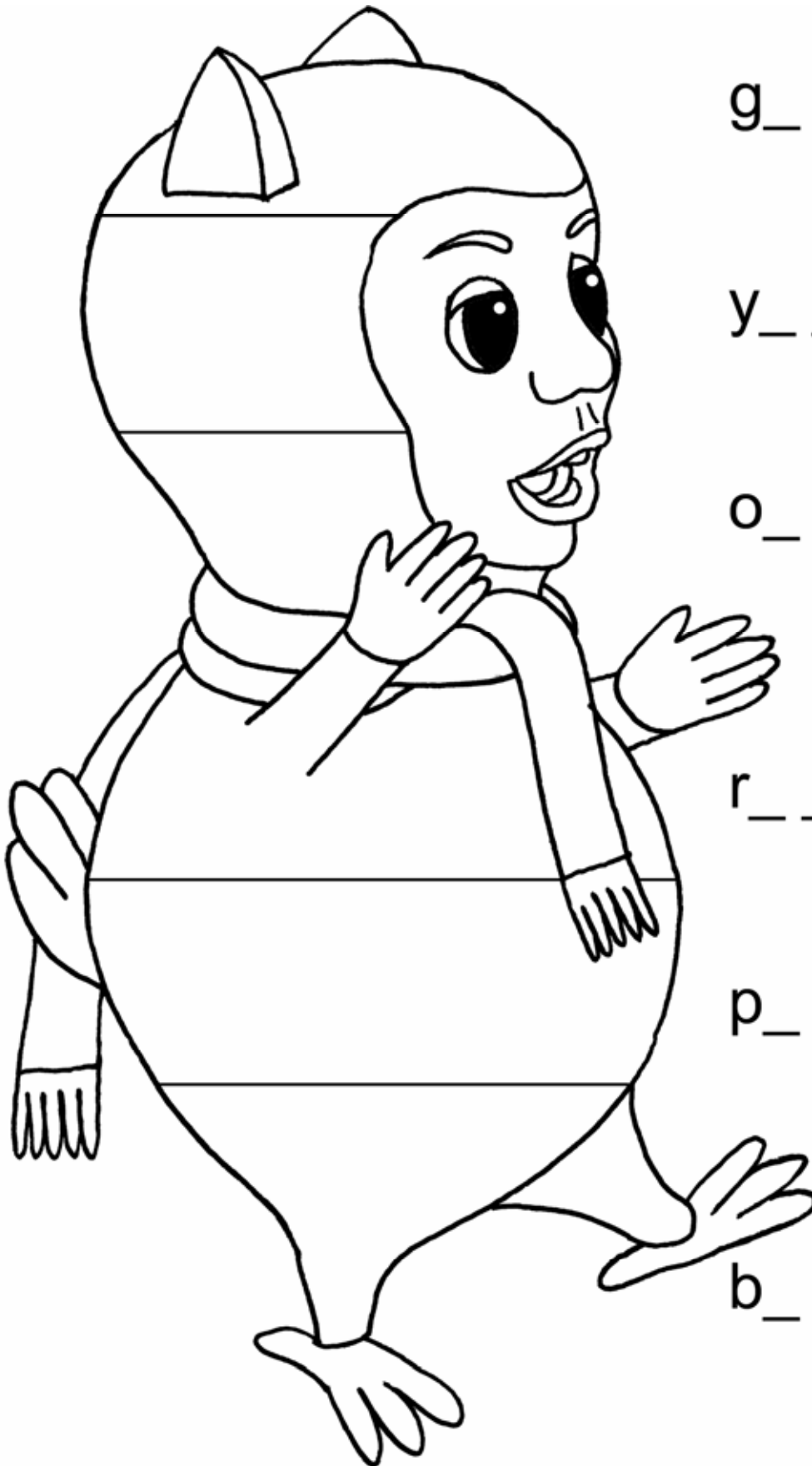
ice
cave
book
stroogle
eggs

chill
fairy
gnome
cheese
play

c	x	h	u	g	n	o	m	e
a	h	y	r	i	a	f	o	m
v	w	i	n	t	e	r	u	i
e	o	c	l	u	e	o	s	t
s	n	e	u	l	b	z	e	g
e	s	s	t	l	o	e	g	n
e	a	v	e	b	o	n	g	i
h	m	w	y	k	k	l	s	r
c	r	a	c	k	y	a	l	p
q	e	l	g	o	o	r	t	s

PICK THE COLOURS

The Stroogle's body is 6 different rainbow colours. Write down what they are and then colour him in. He also has a pink skin and a yellow tail. What colour can his scarf be?



g _ _ _ _

y _ _ _ _

o _ _ _ _


r _ _

p _ _ _ _

b _ _ _


COLOUR IN - BOOK COVER

Look at the cover of The Stroogle Warms Winter and see how closely you can colour the picture.




COLOUR BY NUMBER – Frozen Lake

- | | |
|---------------|-----------------|
| 1-Skin | 7-Dark Blue |
| 2-Light Brown | 8- Purple |
| 3-Dark Brown | 9-Yellow |
| 4-Grey | 10-Orange |
| 5-Green | 11-Red |
| 6-Light Blue | No Number-White |



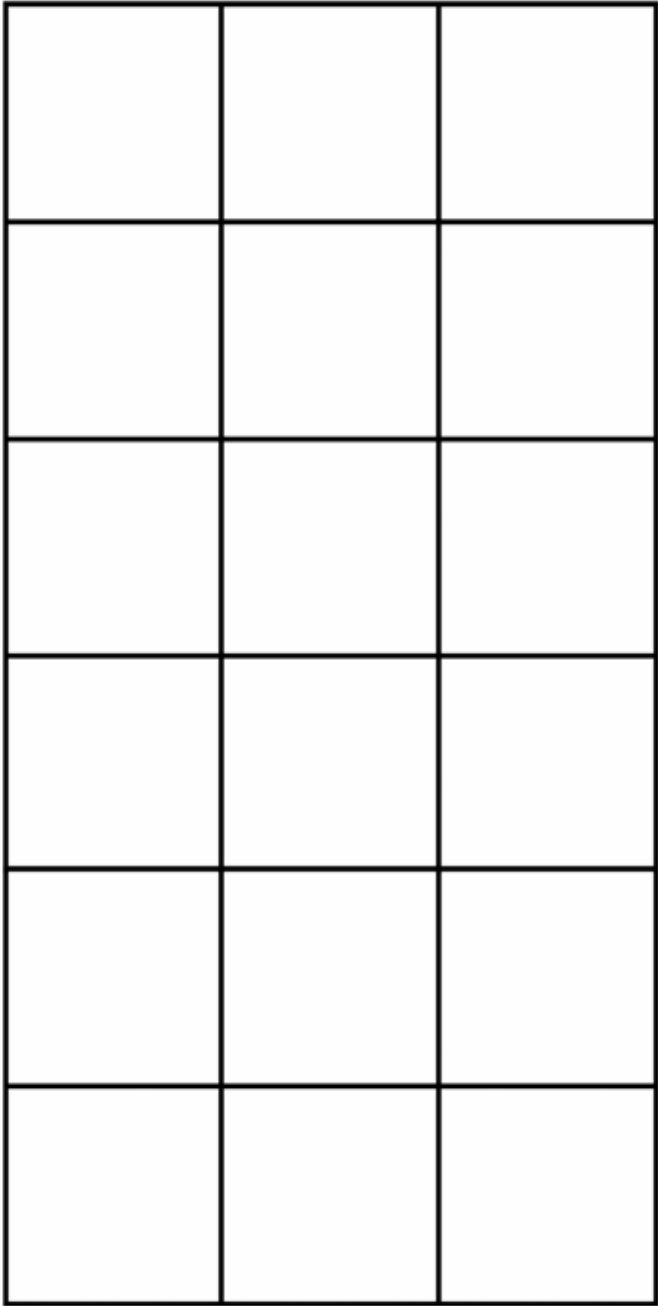
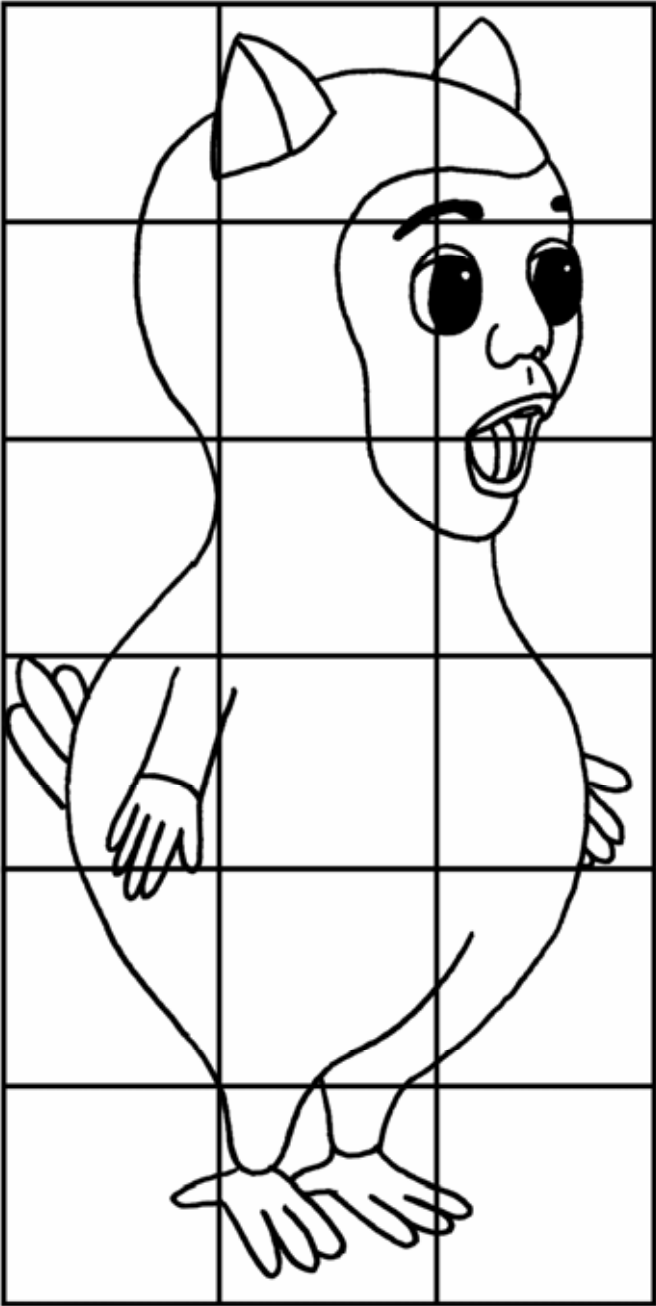
DOT TO DOT SLED

Follow the numbers and join the dots to complete the picture. Don't forget to go all the way to number 87. Then colour your picture.



COPY THE PICTURE

Copy the picture of the Stroogle on the left into the grid on the right.



DRAW A BACKGROUND- Winter

Create you own background for the Stroogle on his sled. How many things about winter can you draw around him?




DRAW A BACKGROUND- Spring


Create you own background for the Stroogle with his musical maracas. How many things about spring can you draw around him?



The two pictures are not the same. There are 20 differences. Can you find them all and circle them? (Answers are at the back of the Activity Kit)

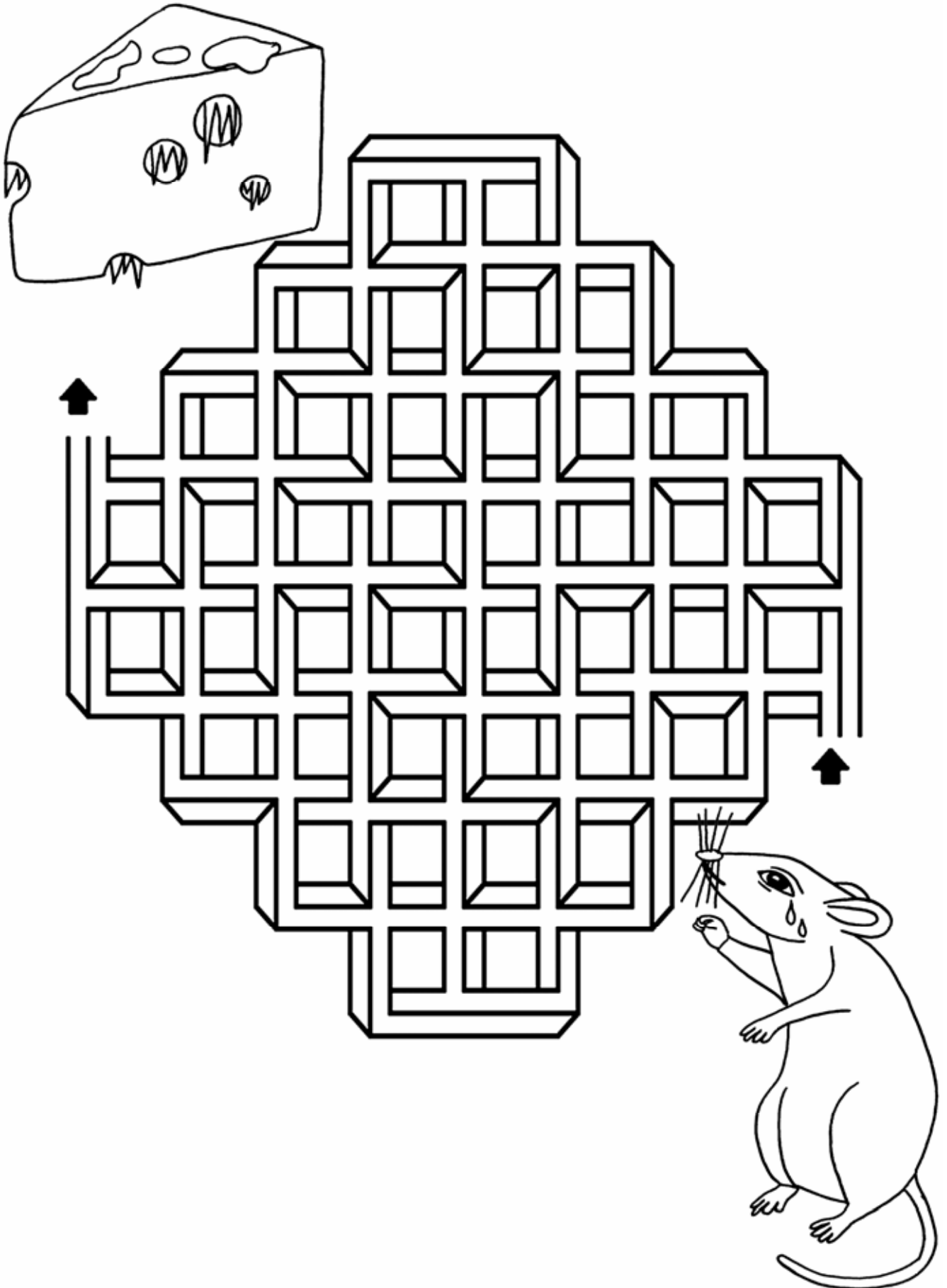


PICTURE 2

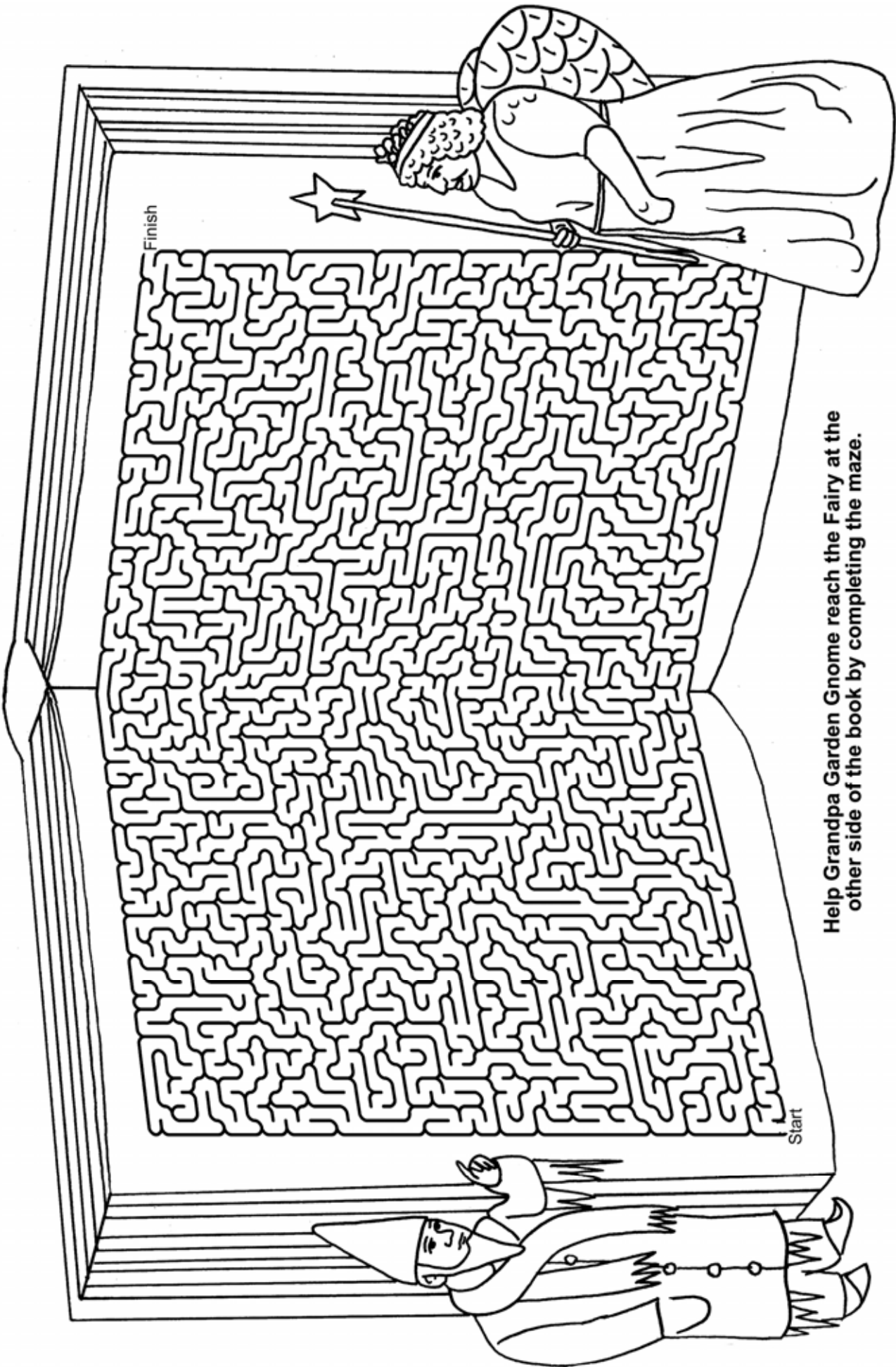


CHEESE MAZE

The mouse is crying because he can't reach his frozen cheese. Help him by completing the maze.



BOOK MAZE


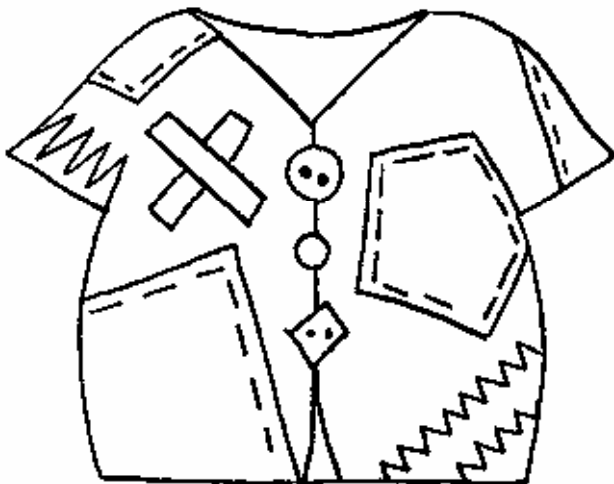
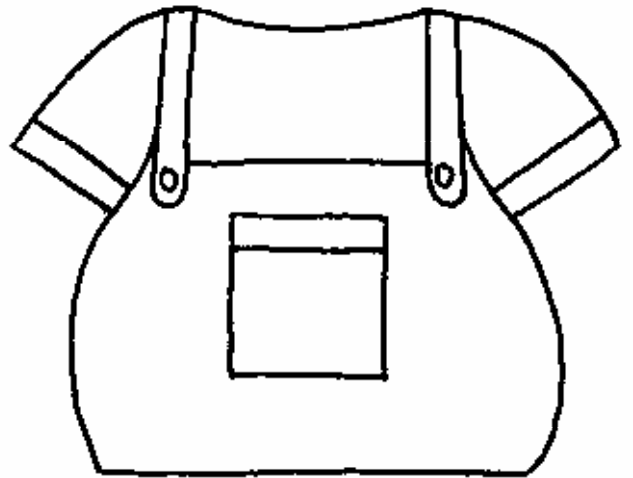

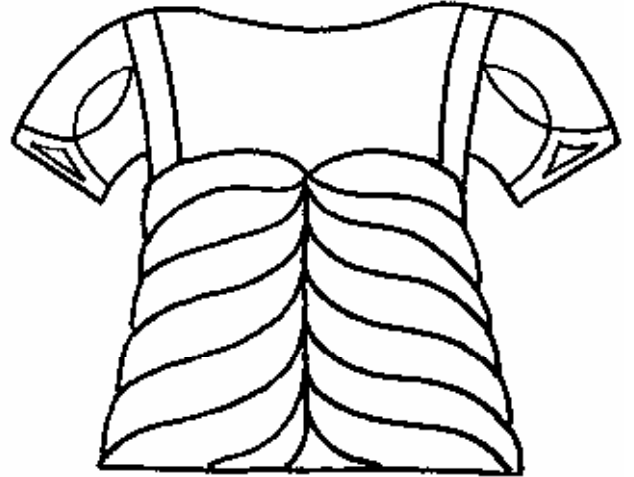

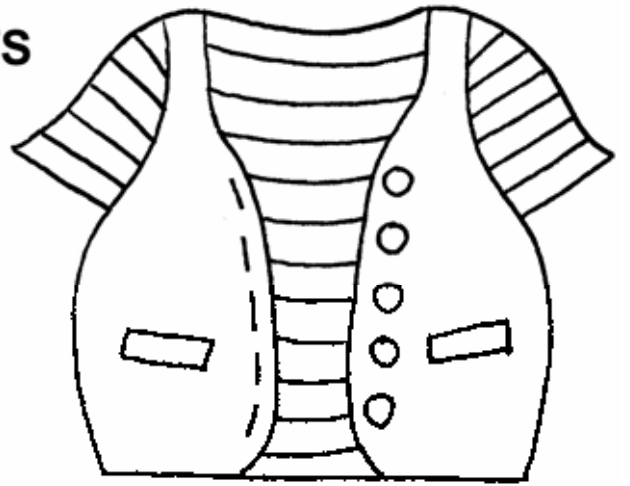



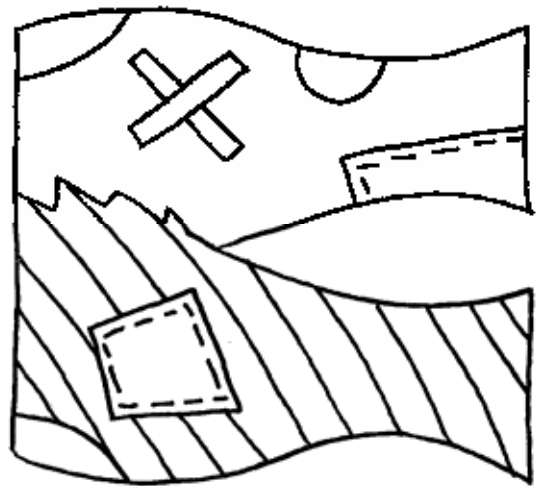
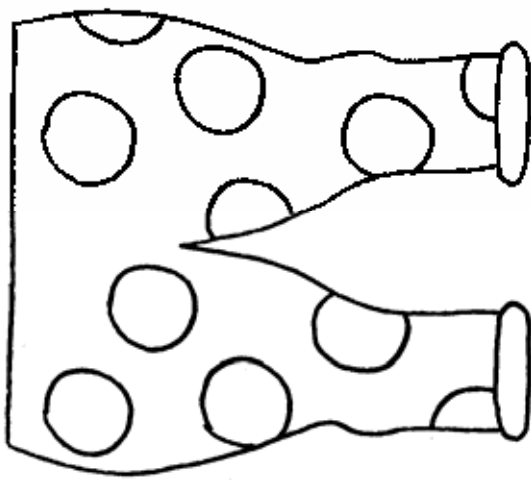

CREATE YOUR OWN GNOME OR FAIRY

In The Stroogle Warms Winter you will find two Garden Gnomes and a Fairy. You can make your very own Gnome or Fairy or a funny combination like the 'Gnairy' below. Choose the parts from the sheets and cut and paste them together on a blank sheet of paper. Once the glue has dried you can colour your character, give them a name and even write a story about them! (Pages can be expanded to A3 for younger children.)

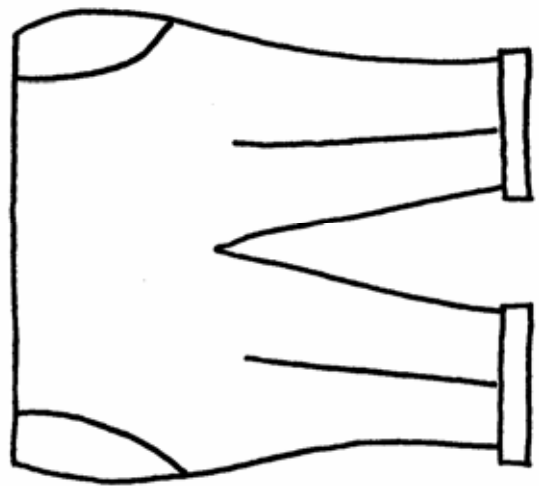
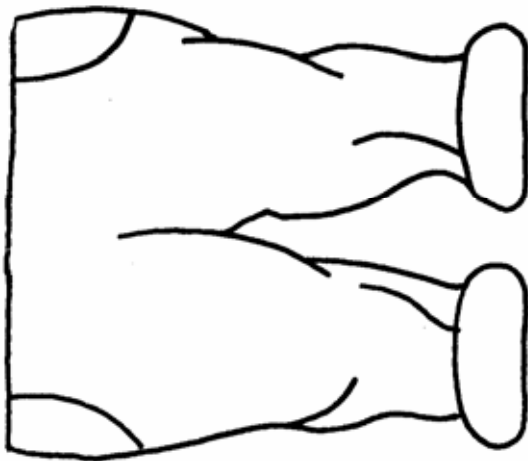


SHIRTS

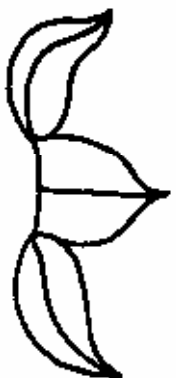
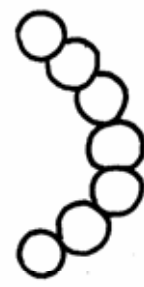
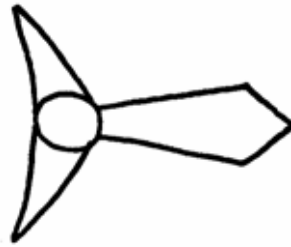
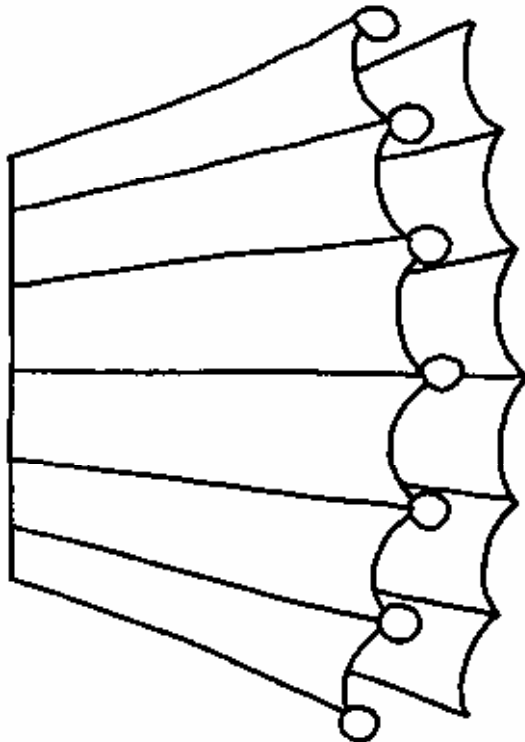








PANTS & BELTS






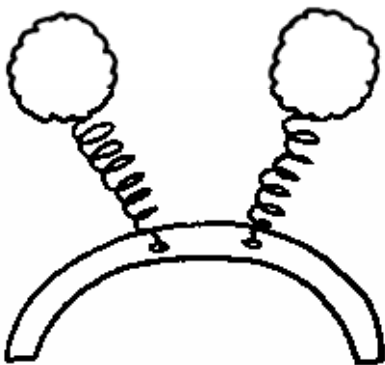


SKIRTS & ACCESSORIES





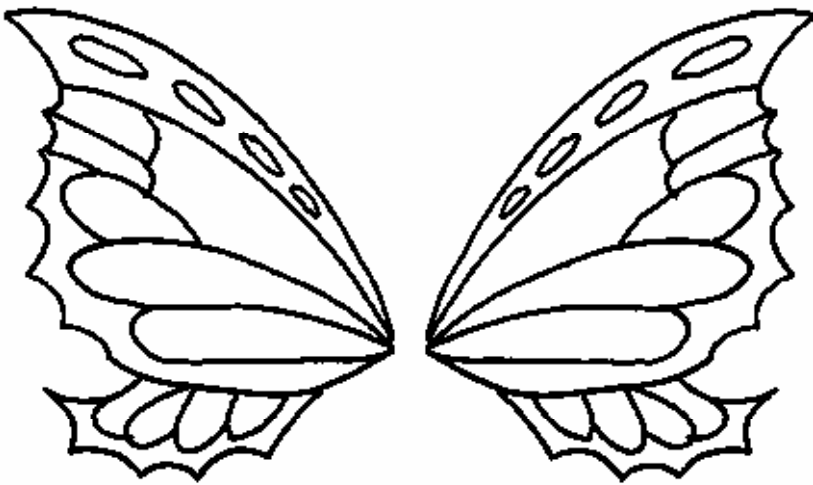



HEADS



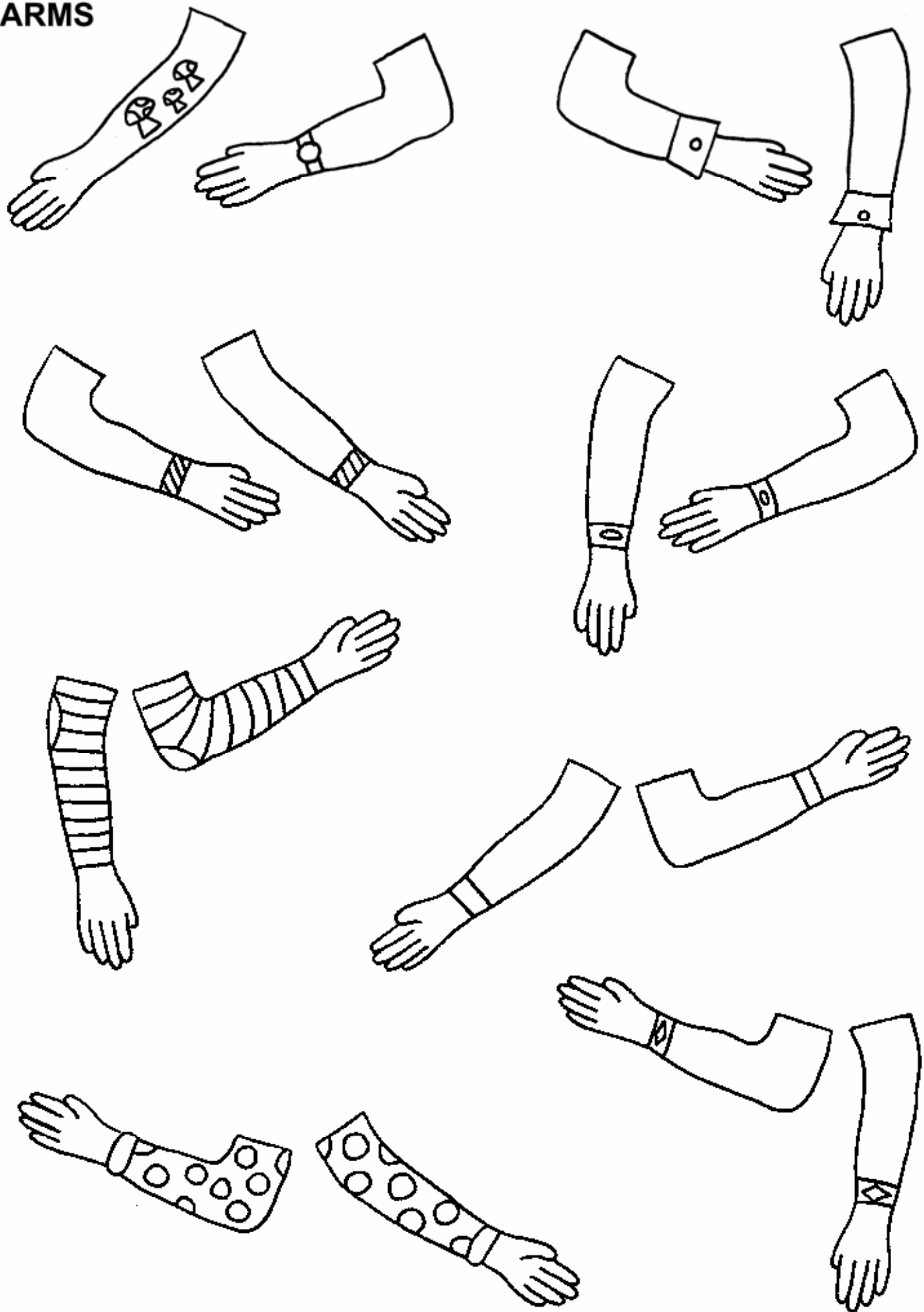
HATS



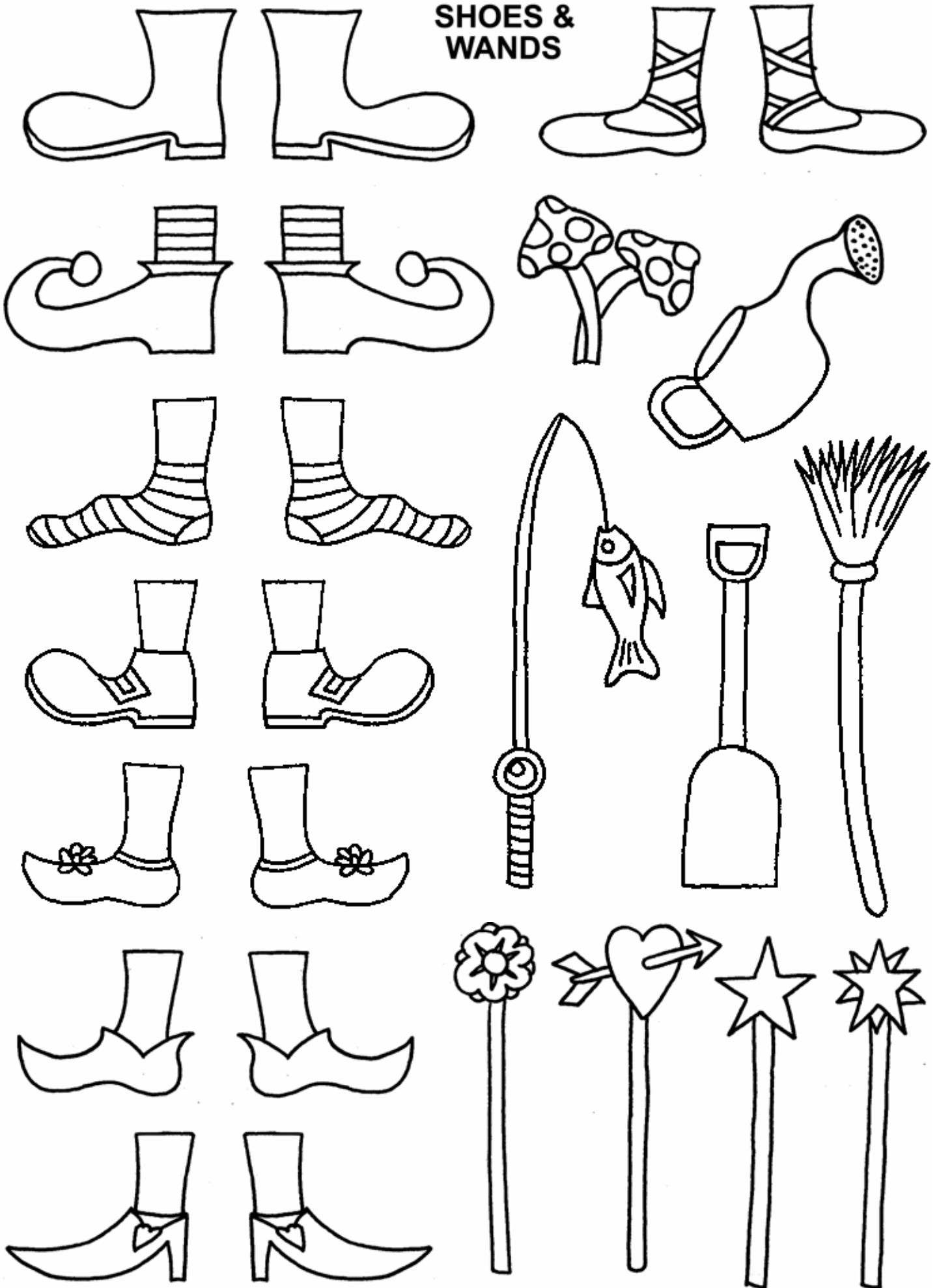
WINGS



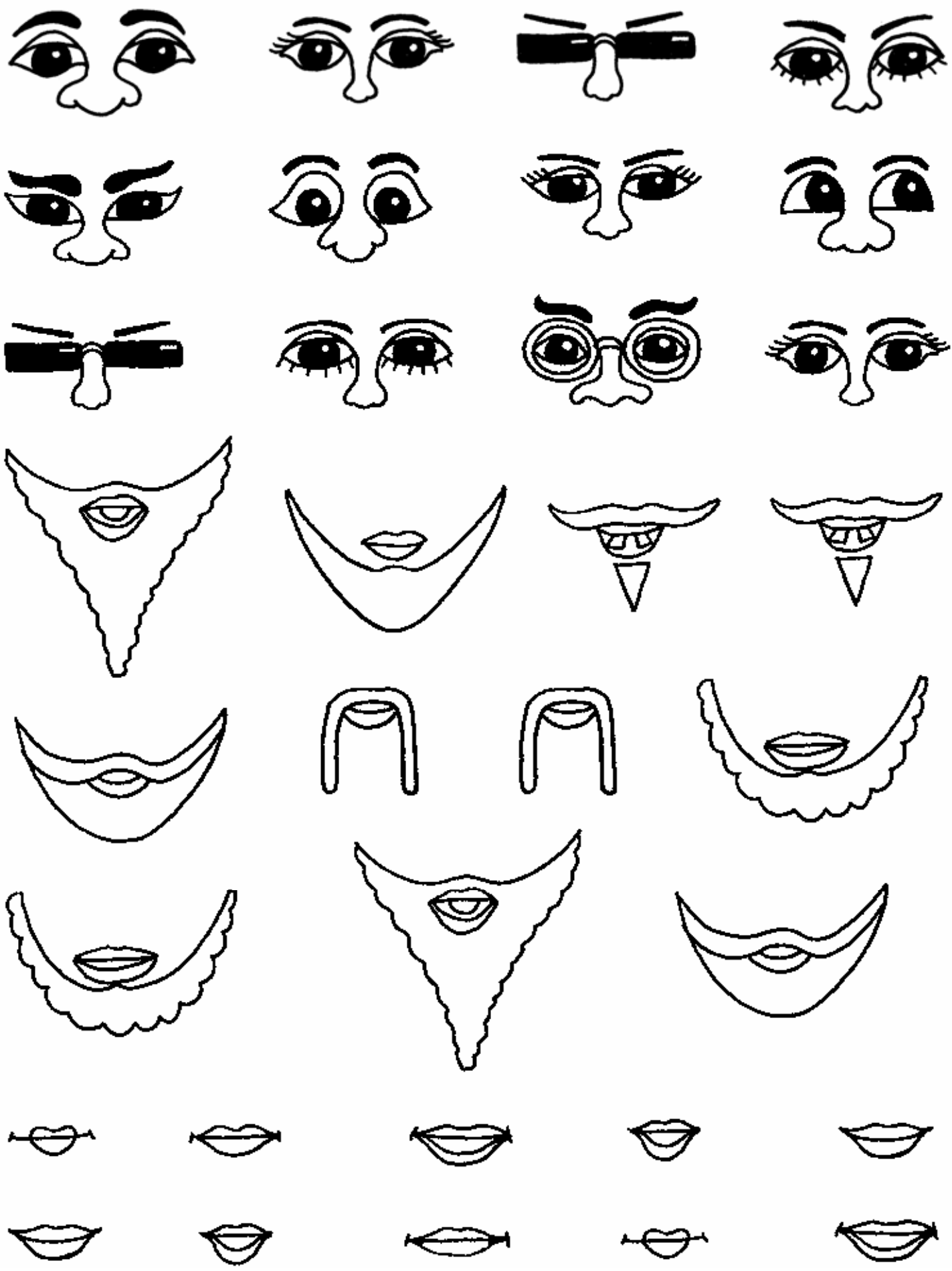
ARMS



SHOES & WANDS



FACES



Answers

A. Memory Questions

- 1) His cheese was frozen
- 2) The Fairy
- 3) In a cave
- 4) In a book
- 5) He gave them a warm hug
- 6) He blew the cheese and it thawed
- 7) It sprouted and grew to the sky
- 8) A frozen bird in a nest with eggs
- 9) Ice cracked and fish jumped out
- 10) Bugs
- 11) Mushrooms
- 12) Spring

B. Counting


- 1) 7
- 2) 19
- 3) 53 (3 on front and back cover)
- 4) 21 (mother bird has a worm!)
- 5) 38 (remember wands & posters)
- 6) 10 (2 on the covers, 1 on CD)
- 7) 11 (penguins are birds)
- 8) 19
- 9) 3
- 10) 14

C. Crossword

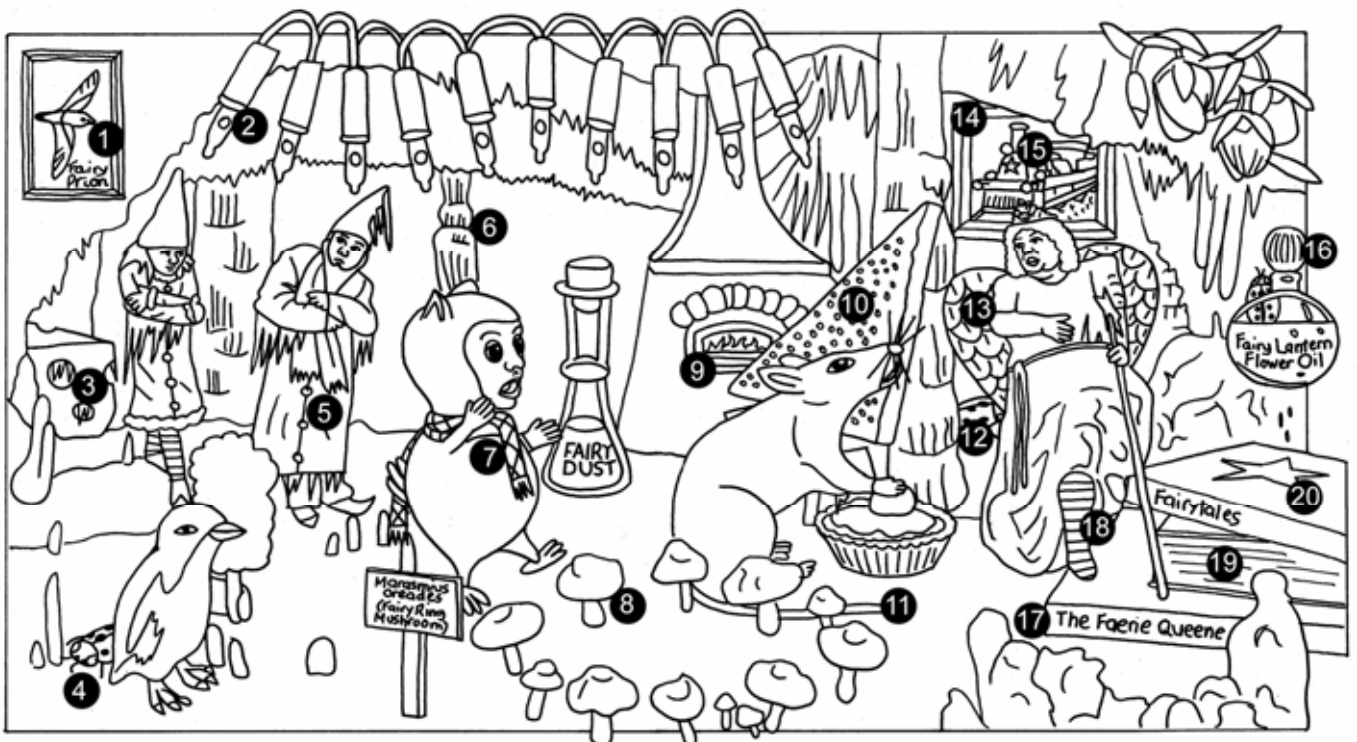
Down: 1 Fire, 2 Pine, 3 Northpole, 4 Igloo, 5 Freeze, 6 Skiing, 7 Coat

Across: 8 Penguin, 9 Scarf, 10 Ice, 11 White, 12 Sled, 13 Snowflakes, 14 Winter, 15 Chilly, 16 Sneeze.

D. Word Scramble



E. Spot the Difference – Fairy's Cave



Curriculum References for Activities

Book Reading

"Verse is great for children's sound development plus they find it fun to listen to. The illustrations from The Stroogle series are not only extremely colourful but they assist in telling the story. I can use them to assess and work on children's narratives skills. The children can tell their own story just by looking at the pictures. The pictures have great detail and a large amount of content to talk about." Joanne Mohr, Speech Pathologist

The Stroogle Warms Winter allows the introduction of decoding and encoding the codes and symbols of written, spoken and visual texts by using appropriate technical terms during this shared reading activity e.g. 'title', 'cover', 'page' and 'illustration'. Reading the book also encourages children to recognise symbolic use of sound effects e.g. 'crack', 'blew', and 'popped'.

Learning outcomes

English	
Speaking and listening	Cu, Op, Cr Levels 1 - 3
Reading and viewing	Cu, Op, Cr Levels 1 – 3
Science	
Earth and Beyond	1.1, 2.1, 3.1, 1.2, 2.2, 3.2 (eg. weather and seasons)
Life and Living	1.1, 2.1, 3.1, 1.2, 2.2, 3.2 (eg. lifecycles of animals and plants)
Society and Environment Time, Continuity & Change	
Causes and Effects	1.4, 2.4 (eg. change in a particular environment)

Using the book as a prompt, this activity allows teachers to question children and raise many other learning outcomes, such as discussions about the impact of changing weather patterns and seasons.

Book Questioning Activities

A. Memory Questions about The Stroogle Warms Winter

Memory questions require abstract thought, logical reasoning and visual memory. These questions allow you to test comprehension and how well children have 'picked-up' on items and events within the book.

Use these questions to guide discussions, or as inspiration to make up your own.

Learning Outcomes

English

Speaking and listening	Cu, Op, Cr Levels 1 - 3
Reading and viewing	Cu, Op, Cr Levels 1- 3
Writing and shaping	Cu, Op, Cr Levels 1- 3

B. Counting

This counting activity encourages shape discrimination, visual discrimination and counting. It encourages children to use the book as a reference source to obtain the answers.

Learning Outcomes

English

Reading and viewing	Cu1.2, 2.2
---------------------	------------

Mathematics

Number	N1.1
--------	------

C. Fairy Facts

This searching activity encourages shape discrimination and visual discrimination, and provides a great entry point to discuss the use of naming words (such as fairy) to describe the nature or characteristics of animals, plants and objects.

Learning Outcomes

English

Reading and viewing	Cu1.2, 2.2
---------------------	------------

The Arts- Visual Arts

Appraising images & objects	VA 1.3; 2.3; 3.3
-----------------------------	------------------

Word Games

A. Rhyming Words

This activity encourages language development in a challenging and fun way. Children can refer to the book to gain insight into how rhyming words are used in context.

Learning Outcomes

English

Speaking and listening

Cu, Op, Cr Levels 1 - 3

Reading and viewing

Cu, Op, Cr Levels 1 – 3

B. Winter Crossword

This crossword involves concepts about winter as experienced in different countries. Students are also exposed to advanced writing techniques such as writing both vertically and horizontally.

Learning Outcomes

English

Writing and Shaping

Op Levels 1 - 3

Science

Earth and Beyond

1.1, 1.2., 2.1, 2.2, 2.3 (eg. weather and seasons)

Life and Living

1.2, 1.3, 2.3 (eg. links between environment and living things)

C. Word Scramble

This word scramble, or 'find a word' uses visual discrimination, understanding of the arrangement of letters, and patience!

Learning Outcomes

English

Reading and viewing

Cu, Op, Cr Levels 1 – 3

Colouring Activities

A. Pick the Colours

This simple activity not only encourages memory of the colours used in the book, but also the ability to name colours and select the correctly coloured pencil/pen to complete the colouring-in.

Learning Outcomes

English	
Reading and viewing	Cu 1.2
The Arts – Visual Arts	
Making images and objects	VA1.1

B. Colour in – Book Cover

Colouring is a traditional activity that maintains its popularity with children and encourages creative expression whilst aiding in the development of fine motor skills.

Learning Outcomes

English	
Reading and viewing	Cu1.2
The Arts – Visual Arts	
Making images and objects	VA1.1

C. Colour by Numbers- Frozen Lake

This different style of colouring activity encourages the 'seek and find' technique, involving identification of numbers, often in small spaces, to correctly complete the picture.

Learning Outcomes

English	
Reading and viewing	Cu1.2
Mathematics	
Number	N1.1
The Arts – Visual Arts	
Making images and objects	VA1.1

Drawing Activities

A. Dot to Dot Sled

In this Dot to Dot, children are encouraged to count and use hand-eye coordination to link to the next dot.

Learning Outcomes

English	
Reading and viewing	Cu1.2
Mathematics	
Number	N1.1
The Arts – Visual Arts	
Making images and objects	VA1.1

B. Copy the Picture

This activity encourages children to draw, based on the concept of breaking up the components of a picture. Children learn to match each grid square with their working grid and transferring what they see.

Learning Outcomes

English	
Reading and viewing	Cu1.2
The Arts – Visual Arts	
Making images and objects	VA1.1

C. Draw a Background- Winter

D. Draw a Background- Spring

This activity encourages children to categorise images and to draw them in a way that spatially relates to other components of the picture.

Learning Outcomes

English	
Reading and viewing	Cu1.2, 2.2
The Arts – Visual Arts	
Making images and objects	VA2.1, 3.1
Science	
Earth and Beyond	1.1, 2.1, 3.1, 1.2, 2.2, 3.2 (eg. weather and seasons)
Life and Living	2.1, 3.1, 2.2, 3.2, 2.3, 3.3 (eg. lifecycles of animals and plants)

Spot the Difference

A. Spot the Difference – Fairy’s Cave

This task makes use of visual discrimination, noting detail and problem solving and allows the assessment of attention to detail.

Learning Outcomes

English	
Reading and viewing	Cu1.2
The Arts – Visual Arts	
Appraising images and objects	VA1.3, VA2.3

Mazes

A. Cheese Maze (Difficult) B. Book Maze (Difficult)

This ‘situation’ requires problem solving, and often trial and error to be solved. Children follow the ‘map’ to locate an ‘object’.

Learning Outcomes

English	
Reading and viewing	Cu2.2 -4.2
Mathematics	
Space	S2.2. S4.2

Create a Gnome or Fairy

This exciting project expands children’s imagination and creative expression. Not only do children need to design and plan their own character from different components, but they must also effectively follow through with their plan by cutting and pasting the relevant parts. ***Note: One set of templates printed can be shared between four students.***

Learning Outcomes

English	
Reading and viewing	Cu1.2
The Arts – Visual Arts	
Making images and objects	Levels 1-3
Making and displaying	Levels 1-3
Appraising images and objects	Levels 1-3

Online Activities

The following activities are found on the Games Page of the Stroogle website www.thestroogle.com. Use these activities to enhance children's skills on the computer whilst covering many other learning outcomes.

Slider Puzzle

This interactive puzzle involves problem solving and abstract thinking.

Learning Outcomes

English	
Reading and viewing	Cu1.2
Mathematics	
Space	S2.2. S3.2

Colouring in

A modification of traditional activities, this online activity encourages creative expression and development of hand-eye coordination.

Learning Outcomes

English	
Reading and viewing	Cu 1.2
The Arts – Visual Arts	
Making images and objects	VA1.1

Matching pairs

A visual memory game that requires patience and visual discrimination.

Learning Outcomes

English	
Reading and viewing	Cu1.2
The Arts – Visual Arts	
Appraising images and objects	VA1.3, VA2.3

Design a gnome

This interactive project supports creative expression in many ways.

Learning Outcomes

English	
Reading and viewing	Cu1.2
The Arts – Visual Arts	
Making images and objects	Levels 1-3
Making and displaying	Levels 1-3
Appraising images and objects	Levels 1-3

Further Information

Further information can be obtained from www.thestroogle.com or by contacting Daydream Press on (07) 3388 7517.

All content and images contained in this document © Copyright Daydream Press 2007.

Daydream Press grants permission for the limited reproduction and copying of this document for school and private use.

Daydream Press
PO Box 1371
Springwood QLD 4127
ABN 48 287 813 831